

# Angle Limit Sensor



- \* 2 axis angle measurement
- \* 2 axis digital angle indicator
- \* 1 relay relay output
- \* Digital control panel
- \* Angle limit control with adjustable angle values
- \* Thanks to its ergonomic design, it can be mounted on the rope together with the rope type load cell
- \* With the offset button, any angle value can be set as the starting angle

## Angle Limit Sensor Specification

Supply Voltage Power : (20~50 VDC - 15~35 VAC) veya (90~265 VAC)

Used (Max) Main : 1.5 WATT

Body Type Operating : ABS

Temperature : -20 +70 °C

Storage Temperature : -30~ 80 °C

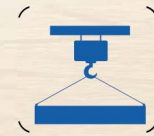
Humidity : 45~ 85 %RH

Protection Class : IP65


Weight : 360 gram

Warranty : 2 years

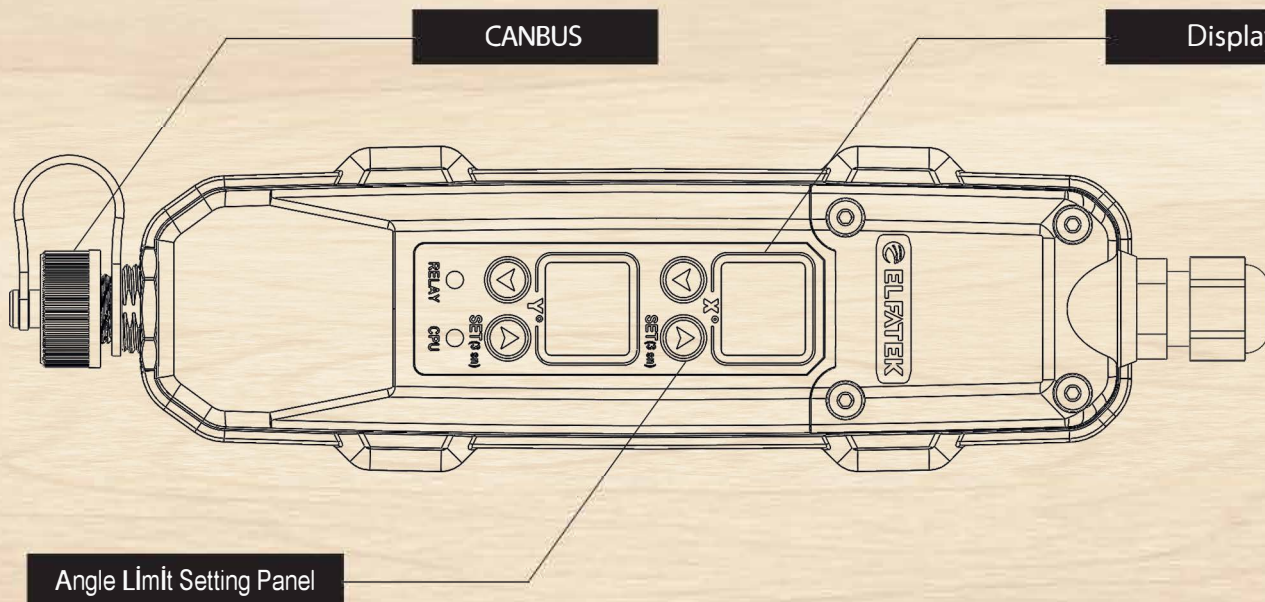
### Application



OVERHEAD CRANE



TOWER CRANE



T: +90 332 345 38 83 (Pbx)

[www.elfatek.com.tr](http://www.elfatek.com.tr)